

Get started with Sumdog Spelling

Effective spelling practice that pupils and teachers love.



Now you have access to Sumdog Spelling, getting started is really simple! Using your existing accounts and logins, work your way through the following 4 steps to begin practising spelling. Create custom word lists for your class to practise, check what they know and what they're struggling with, and set up homework or classwork for the weeks ahead.

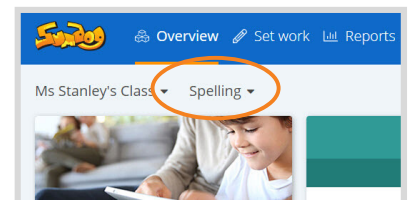
Check each step off of the list as you go!

1

Day 1 - Let's get practising!

- Encourage your pupils to practise their spelling using the Sumdog games they already know and love.
- It's easy to access - they just need to choose 'Spelling' which appears at the top top of their screen.

Tip: Our spelling questions use read-aloud to give pupils context, so it helps if they have access to headphones.

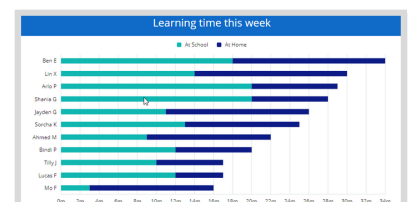


2

Day 2 - Check pupil activity

- Visit your learning time report to see at a glance how much spelling practice your class are doing, both at home and in school.
- You can use this report to reward hard work and identify those who may need more opportunities to access Sumdog, such as in a homework club.

Tip: make sure you have selected 'Spelling' on your dashboard to see their time on Spelling.



3

Day 3 - Assess knowledge

- Just like with Sumdog Maths, each pupil will begin with a diagnostic to assess their ability and put them on a personalised learning plan.
- Check each pupil's Spelling diagnostic results to find out their working level.
- Identify those who are excelling, and those who may benefit from some intervention work or extra practice.

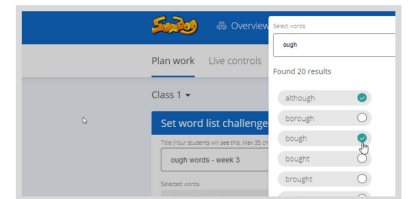
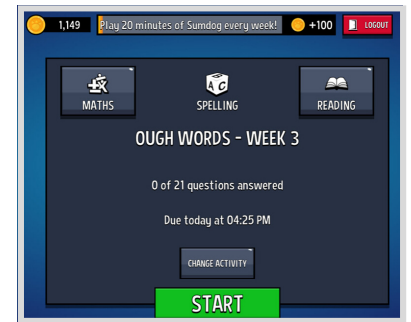
Tip: make sure you have selected 'Spelling' on your dashboard to see their Spelling results.

QID	Question	Score	Status
Q8	Tricky words 14 batman	4.50	✓
Q9	Common words 18 questions	4.50	✗
Q10	Tricky words 15 fread	2.25	✓
Q11	Words with ou 1 strove	3.75	✓
Q12	Tricky blends 2 accuse	13.25	✗
Q13	Blend e words dine	3.25	✓
Q14	Words with all and al ill	3.25	✓
Q15	Blend e words dine	2.46	✓

Day 4 - Set specific practice

- Now, with a good understanding of your pupils' ability levels, it's time to set an assessment or custom word list in just a few clicks.
- **Assessment:** Click 'Assessment' under 'Set work' to set a quick test for your class. It works like a paper test but in the familiar Sumdog environment, reducing resistance and anxiety in pupils. Ideal for a pre-test or post-test.
- **Custom word list:** Click 'Custom Word Lists' under 'Set work' to set questions for your pupils on this week's words, adding variety to your practice. Just choose which words you want them to practise from your spelling list.

💡 *Tip: we cover nearly 5,000 words, but if you can't find what you're looking for, you can search by spelling rule to find similar alternatives.*



Next Steps:

By now your pupils should have had a few days to practise the words you set. We're sure they have been enjoying themselves, but has it actually helped?

Here's a few ideas to continue the learning:

- Repeat your pre-test assessments as a post-test - can your pupils beat their personal goals?
- Set future assessments and word list practice - why not set practise over half-term or as homework?
- Reward their progress - download our classroom display pack, including certificates, leaderboards, stickers and more, to keep their motivation levels high and celebrate their achievements.

💡 *Top tip: you can download our handy planner to keep track of what you've set and when. You can also download the results from each assessment to print or add to your pupil growth reports and tracking.*

Visit www.sumdog.com/resources for more information.

