

Get started with Sumdog Spelling

Effective spelling practice that students and teachers love.




Now you have access to Sumdog Spelling, getting started is really simple! Using your existing accounts and logins, work your way through the following 4 steps to begin practicing spelling. Create custom word lists for your class to practice, check what they know and what they're struggling with, and set up homework or classwork for the weeks ahead.

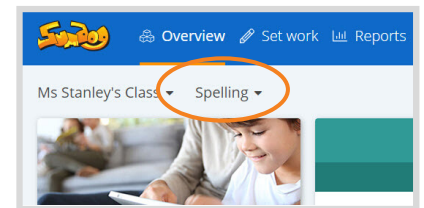
Check each step off of the list as you go!

1

Day 1 - Let's get practicing!

- Encourage your students to practice their spelling using the Sumdog games they already know and love.
- It's easy to access - they just need to choose 'Spelling' which appears at the top top of their screen.


 *Tip: Our spelling questions use read-aloud to give students context, so it helps if they have access to headphones.*

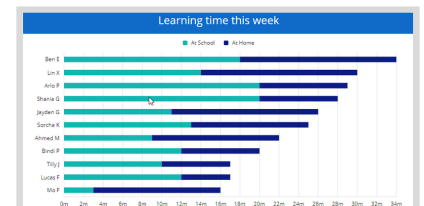


2

Day 2 - Check student activity

- Visit your learning time report to see at a glance how much spelling practice your class are doing, both at home and in school.
- You can use this report to reward hard work and identify those who may need more opportunities to access Sumdog, such as in a homework club.


 *Tip: make sure you have selected 'Spelling' on your dashboard to see their time on spelling.*



3

Day 3 - Assess knowledge

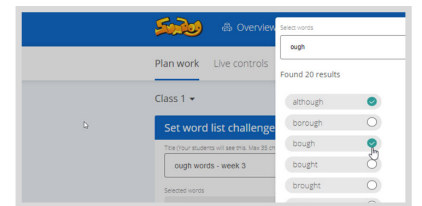
- Just like with Sumdog Math, each student will begin with a diagnostic to assess their ability and put them on a personalized learning plan.
- Check each student's spelling diagnostic results to find out their working level.
- Identify those who are excelling, and those who may benefit from some intervention work or extra practice.

 *Tip: make sure you have selected 'Spelling' on your dashboard to see their spelling results.*

Q#	Question	Score	Status
08	Tricky words 14	4/6	✓
09	Common words 18	6/8	✗
Q10	Tricky words 15	3/6	✓
Q11	Words with ou 1	3/6	✓
Q12	Tricky blends 2	13/25	✗
Q13	Silent words	3/6	✓
Q14	Words with all and of	3/6	✓
Q15	Silent words	2/6	✓

Day 4 - Set specific practice

- Now, with a good understanding of your students' ability levels, it's time to set an assessment or custom word list in just a few clicks.
 - **Assessment:** Click 'Assessment' under 'Set work' to set a quick test for your class. It works like a paper test but in the familiar Sumdog environment, reducing resistance and anxiety in students. Ideal as a pre-test or a post-test.
 - **Custom word list:** Click 'Custom Word Lists' under 'Set work' to set questions for your students on this week's words, adding variety to your practice. Just choose which words you want them to practice from your spelling list.
- 💡 *Tip: we cover nearly 5,000 words, but if you can't find what you're looking for, you can search by spelling rule to find similar alternatives.*



Next Steps:

By now your students should have had a few days to practice the words you set. We're sure they have been enjoying themselves, but has it actually helped?

Here's a few ideas to continue the learning:

- Repeat your pre-test assessment as a post-test - can your students beat their personal goals?
 - Set future assessments and word list practice - why not set practice over the holidays or as homework?
 - Reward their progress - download our classroom display pack, including certificates, leaderboards, stickers and more, to keep their motivation levels high and celebrate their achievements.
- 💡 *Top tip: you can download our handy planner to keep track of what you've set and when. You can also download the results from each assessment to print or add to your student growth reports and tracking.*

Visit www.sumdog.com/resources for more information.

